



# Downloading the Canvas App on Mobile Devices (iPhone/Android)

Canvas is built on open web standards and uses minimal instances of Flash, so most features are supported on mobile devices. You can access Canvas through mobile browsers on the following supported platforms: iPhone/iPod Touch, Android, WebOS, Blackberry, and Windows Phone.

Canvas is actively improving its mobile applications to support as many Canvas features as possible. They currently have two native mobile phone applications free for download for iOS6+ and Android devices.

## Downloading the Canvas App on Your iPhone



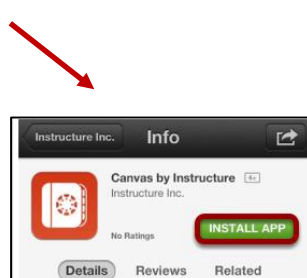
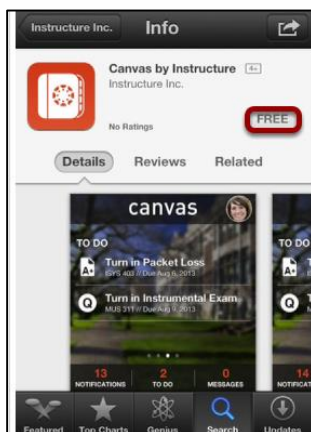
Download the Canvas app through the **Apple iTunes App Store**.

Tap the **App Store** icon.



Type **Instructure** in the search field. Tap the app name when it appears.

In iTunes, swipe to the second page to view the **Canvas by Instructure** app.



Tap the **Free** button.

Tap the **Install App** button. iTunes will ask for your password to download the app.



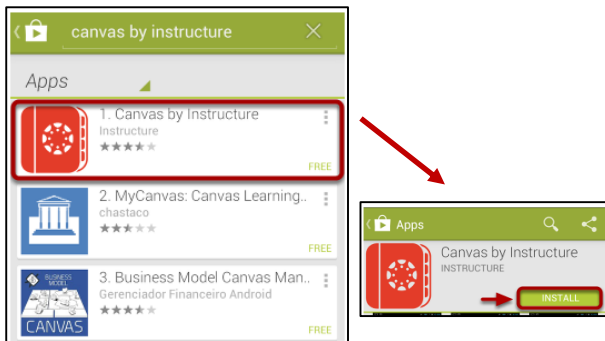
When the app has been installed, you can access the app immediately by tapping the **Open** button. Otherwise you can access the Canvas app on your iPhone home screen.

## Downloading the Canvas App on Your Android



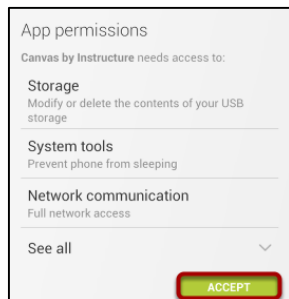
You can download the Canvas app from the **Google Play App Store**.

Tap the **Play Store** icon.



Type Canvas in the search field. Tap the app name when it appears.

Tap the **Install** button.



Tap the **Accept & download** button.

When the app has been installed, you can access the Canvas app in the list of applications on your phone.

## Logging onto Canvas on Mobile Devices

You will need the following information to log on to Canvas from your mobile device:

- **Canvas URL:** <https://massasoit.instructure.com>
- **Username:** Your Canvas Username (same as MyMassasoit)
- **Password:** Your 6 digit date of birth (e.g., March 3, 1990 = 030390)

Check out the Canvas Guides for more information: <http://guides.instructure.com/s/2204/m/11819>