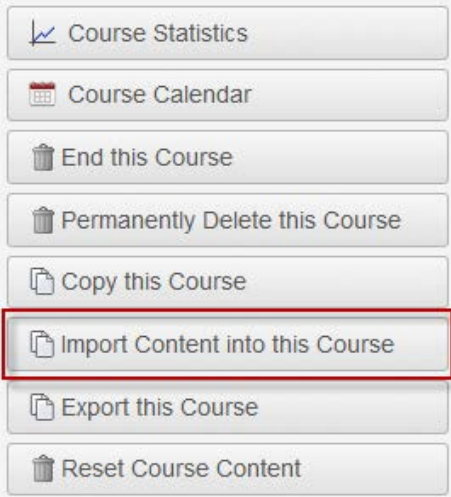
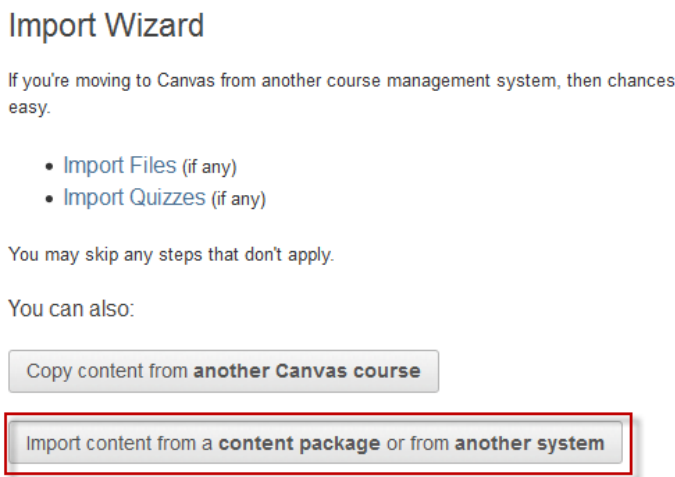
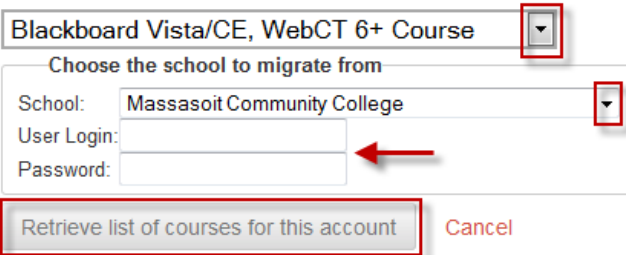
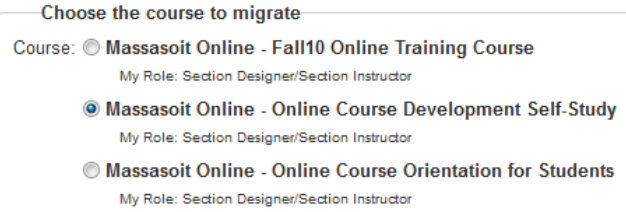
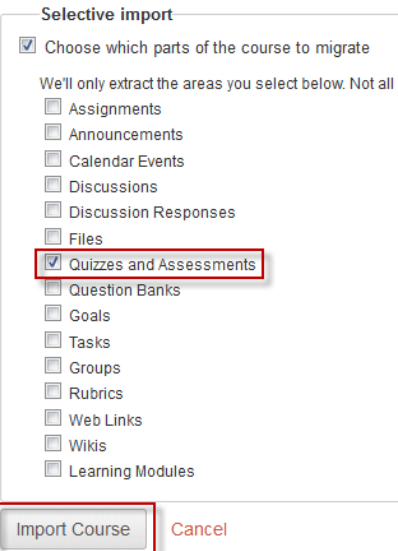



Importing Assessment from CE8 to Canvas

If you import an entire course from Blackboard CE8 to Canvas, the assessments will come over as part of the whole import. However, if you do not want to import an entire course, you can import only pieces you want, such as assessments. This guide outlines the steps necessary to import an assessment or group of assessments from Blackboard CE8 to Canvas.

	<p>Go to Settings in the <i>Course Tools Menu</i>.</p> <p>Select the Import Content into this Course button from the <i>Sidebar</i>.</p>
	<p>Click the Import content from a content package or from another system button.</p>

	<p>Use the drop-down menu to select Blackboard Vista/CE, WebCT6+ Course.</p> <p>In the school drop-down that appears, select Massasoit Community College.</p> <p>Enter your username and password (default should be your portal username and your 6-digit date of birth as the password).</p>
	<p>When your course list appears, select the course containing the assessment you wish to import.</p>
	<p>Scroll down and click the box to the left of Choose which parts of the course to migrate.</p> <p>Click on all the boxes except Quizzes and Assessments to remove the checkmarks.</p> <p>Click the Import Course button.</p>
	<p>You will see a confirmation message appear on the screen:</p> <p><i>Thank you! We'll start exporting your course, you'll get an email when it's done and you'll be able to select the sections you'd like to import.</i></p>
<p>Course Extraction Ready:</p> <p> Instructure Canvas [notifications@instructure.com]</p> <p>Sent: Wed 11/2/2011 8:37 AM</p> <p>To: Aimee McAlpine</p>	<p>Check your Massasoit email for a message from Instructure Canvas.</p> <p>Click the link contained in the email to finish the import.</p>

<div> <input type="checkbox"/> Copy Everything </div> <div> <input type="checkbox"/> Quizzes </div> <div> <input type="checkbox"/> Sample Self-Assessment </div> <div> <input checked="" type="checkbox"/> Module 2: Syllabus Scavenger Hunt </div> <div> <input type="checkbox"/> Content Folders </div> <div> <input type="checkbox"/> Home Page </div> <div> <input type="checkbox"/> Adjust events and due dates </div> <div> <input type="button" value="Import Course Content"/> </div>	<p>You will be brought back into Canvas.</p> <p>Use the checklist displaying to choose which assessments you want to bring into Canvas.</p> <p>If desired, adjust the due dates.</p> <p>Click the Import Course Content button.</p>
	<p>An import status bar will display, showing the progress of the import.</p> <p>You can leave the page. You will receive an email when the import is complete.</p>
<p>Course Import Finished: Phase II Cohort Training</p> <p> Instructure Canvas [notifications@instructure.com]</p> <p>Sent: Wed 11/2/2011 8:41 AM</p> <p>To: Aimee McAlpine</p>	<p>Check your Massasoit email for a <i>Course Import Finished</i> email from Instructure Canvas.</p>
<div> <h2>Unpublished Quizzes</h2> <div> <h3>Module 2: Syllabus Scavenger Hunt</h3> <p>11 Questions</p> </div> </div>	<p>Check the Quizzes section of your course to see the migrated assessment.</p> <p>The imported assessment will appear under the Unpublished Quizzes category.</p> <p>Click on the assessment title to access Edit options.</p>